



# INTERNATIONAL CONGRESS ON ROCK MECHANICS AND ROCK ENGINEERING

September 13 to 18, 2019 - Iguassu Falls - Brazil



**TITLE:**

14th International Congress on Rock Mechanics and Rock Engineering (ISRM 2019)

**DATE:**

September 13 – 18, 2019

**LOCATION:**

Foz de Iguassu, Brazil

**ADDITIONAL FILES SUBMISSION:**

The required files to be submitted to the Publisher are:

- the **PDF** file of the approved paper;
- the **DOC** file of the approved paper;
- all figures, photos, graphs, etc (**high resolution**).
- the Consent to publish form (**Copyright**);
- the Permission verification form (**PVF**);

These files should be submitted as a zip file according to the example until **May 24th, 2019**.

When you are fulfilling the PVF file, please do not insert any chapter information (title and number). In case of any doubt, please see "T&F Permission FAQ.pdf" file or contact [leon.bijnsdorp@taylorandfrancis.com](mailto:leon.bijnsdorp@taylorandfrancis.com).

**PLEASE NOTE:**

**It is the responsibility of the author to send all requested files within the established deadline. The paper publication is conditioned to the correct sending of all these files.**

**As the Publisher will follow the registered information in the ISRM 2019 system, check if the title and the co-authors of the approved paper are the same registered in the ISRM 2019 submission system.**

**CONTACT PERSON:**

Name editor/organizer: Sergio A B da Fontoura

Tel: +55 21 3527 1461

E-mail: [isrm.2019@puc-rio.br](mailto:isrm.2019@puc-rio.br)

FOR ADDITIONAL INFORMATION, PLEASE VISIT OUR CONFERENCE WEBSITE: <http://www.isrm2019.com/>

PLEASE, CHECK BELOW THE STEPS TO UPLOAD YOUR ZIP FILE IN THE SYSTEM:

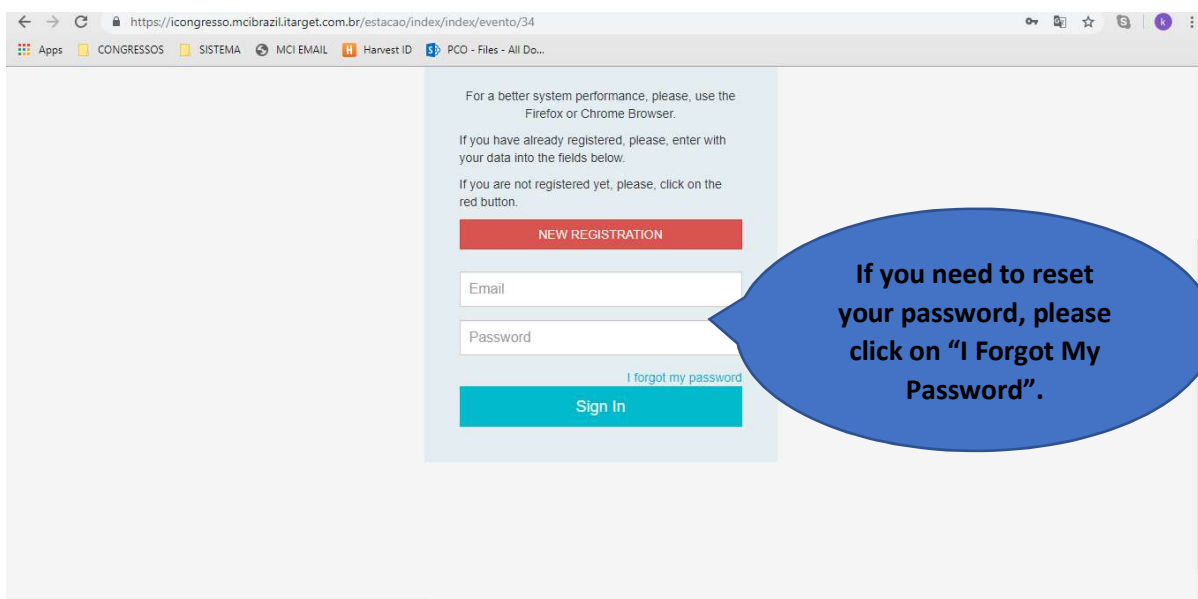
TEMPLATE LINK: [http://www.isrm2019.com/isrm2019\\_template.doc](http://www.isrm2019.com/isrm2019_template.doc)

FORMATTING EXAMPLE LINK: [http://www.isrm2019.com/isrm2019\\_example.pdf](http://www.isrm2019.com/isrm2019_example.pdf)

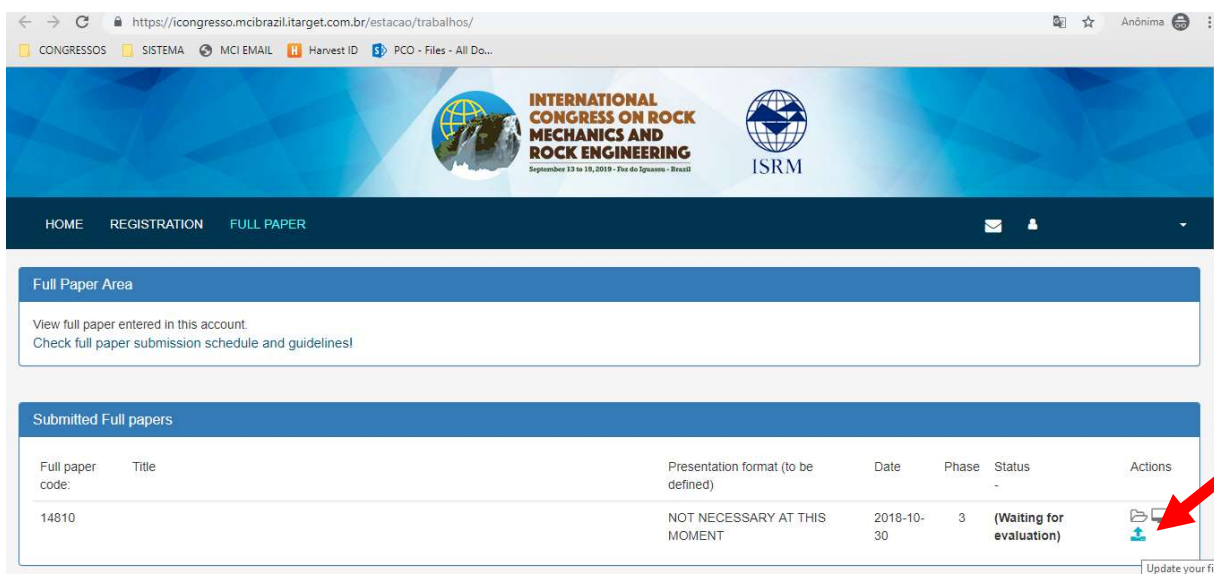
1. To be able to submit your zip file, you must access the system using the following link:

<https://icongresso.mcibrazil.itarget.com.br/estacao/index/index/evento/34>

Please use the username and password created to submit the additional files related to your approved paper.



2. Click on the icon indicated to upload your file



### 3. Select the zip file in your computer and click on Submit

Upload File  
Only files with extension (zip) are allowed

Upload File  
 [Select the Zip file to submit](#)

These files should be submitted as a zip file according to the template available in the following link: Download

The required files to be submitted to the Publisher are:

- the PDF file of the approved paper;
- the DOC file of the approved paper;
- all figures, photos, graphs, etc. (high resolution);
- the consent to publish form (Copyright);
- the permission verification form (PVF);

[Submit](#)

Cement-rock interface subjected to scCO2			
Description	Download Link	Submission Date	Time
ARQUIVO COMPLETO	<a href="#">15116_28032019_115035.pdf</a>	2019-05-10	14:12:38

[Close](#)

### 4. Before clicking on the red button Close, confirm if the file was uploaded successfully. The message in green must be displayed.

Upload File  
Only files with extension (zip) are allowed

Upload File  
 [Select the Zip file to submit](#)

These files should be submitted as a zip file according to the template available in the following link: Download

The required files to be submitted to the Publisher are:

- the PDF file of the approved paper;
- the DOC file of the approved paper;
- all figures, photos, graphs, etc. (high resolution);
- the consent to publish form (Copyright);
- the permission verification form (PVF);

[Submit](#)

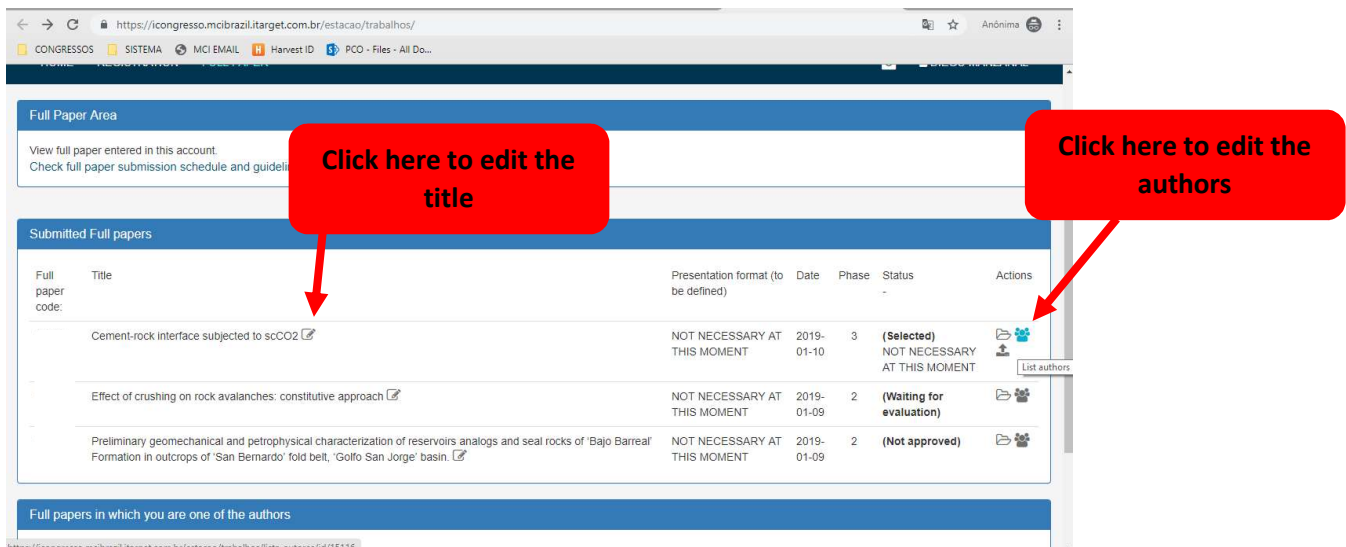
File sent successfully

Cement-rock interface subjected to scCO2			
Description	Download Link	Submission Date	Time
ARQUIVO COMPLETO	<a href="#">15116_14052019_102233.zip</a>	2019-05-14	10:22:34

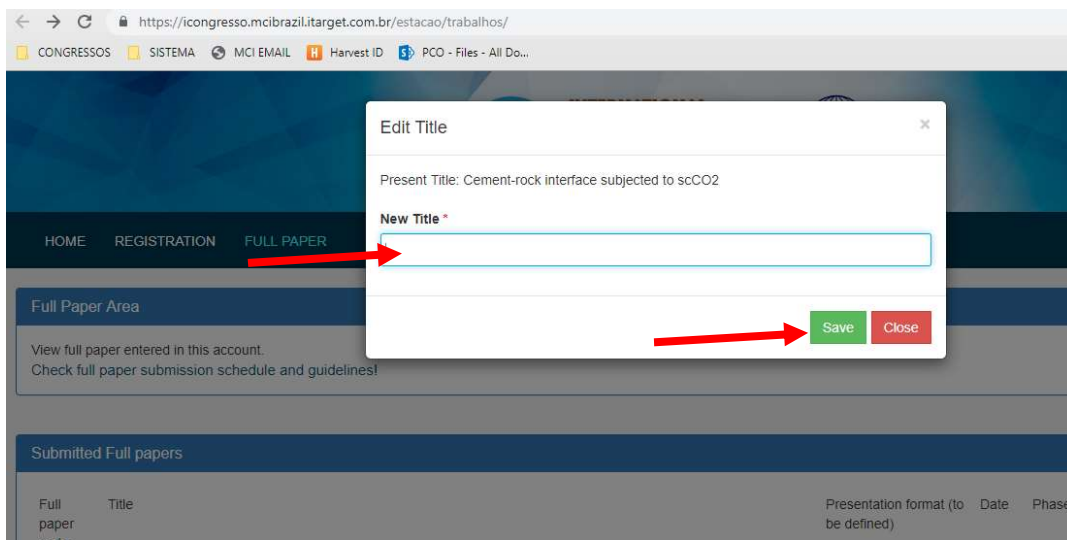
[Close](#)

**ALSO, PLEASE DO NOT FORGET TO CHECK THE TITLE AND AUTHORS LIST OF YOUR FULL PAPER IN THE SYSTEM. FIND BELOW THE STEPS TO DO IT.**

1. After accessing the system, uploading your file, please click on the icons indicated below to check and, if necessary, edit the title and authors list:



2. After clicking on the icon indicated above to edit the title, please type the correct information and click on the green button Save.



3. After clicking on the icon indicated above to edit the authors, please check the list and if you need to include another person, just click on the blue button Add New Author. Then, click on the blue button Save.

